



Cyngor Castell-nedd Port Talbot
Neath Port Talbot Council

Performance Indicators


Neath Port Talbot Council





Appendix 1 - Streetscene and Engineering Cabinet Board - Key Performance Indicators - Full Year - 2018/19



Print Date: 21-Jun-2019

How will we know we are making a difference (01/04/2018 to 31/03/2019)?

PI Title	Actual 16/17	Actual 17/18	Actual 18/19	Target 18/19	Perf. RAG
Organisation					
CP/018 - Road Safety - Killed or seriously injured: Child casualties (0 -15 years)	1.00	4.00			
Awaiting data from Welsh Government - we are currently reporting a 93% reduction against a Welsh Government target of 40% reduction on 2004 - 08 baseline data					
CP/019 - Road Safety - Killed or seriously injured - Pedal cyclist casualties (All Ages)	5.00	3.00			
Awaiting data from Welsh Government - we are currently reporting a 85% reduction against a Welsh Government target of 25% reduction on 2004 - 08 baseline data					
CP/020 - Road Safety - Killed or seriously injured - Young Drivers (16 -24 years)	5.00	6.00			
Awaiting data from Welsh Government - we are currently reporting a 75% reduction against a Welsh Government target of 40% reduction on 2004 - 08 baseline data					
CP/040 - Road Safety - Killed or seriously injured: Older Drivers (75 years and over)	0.00				
Awaiting data from Welsh Government - we are currently reporting a 96% reduction against a Welsh Government target of 25% reduction on 2004 - 08 baseline data					
CP/041 - Road Safety - Killed or seriously injured: Motorcyclists - all Ages	2.00	4.00			
Awaiting data from Welsh Government - we are currently reporting a 64% reduction against a Welsh Government target of 40% reduction on 2004 - 08 baseline data					
CP/067- PAM 030 - Percentage of waste, reused, recycled or composted	63.74	60.65	61.33	62.00	 Amber
42590.26 of 69445.48 (figure yet to be verified by Natural Resources Wales). Whilst the figure falls slightly short of the target there is an increase from last year and is in excess of the Welsh Government target of 58%. Many of the measures from the Waste Strategy to improve this, does not come into effect until October to March so we are yet to see their full impact. All Wales data 2017/18 is 62.67%					
CP/068 - PAM 043 - Kilograms of residual waste generated per person			189.12		
New indicator - no comparable data. 26,855,220 kg's of residual waste. Population of 142,000. The updated Waste Strategy contains measures to reduce residual waste.					

PI Title	Actual 16/17	Actual 17/18	Actual 18/19	Target 18/19	Perf. RAG
CP/069 - PAM/010 - Percentage of streets that are clean	93.20	94.70	93.57	95.00	 Amber
This figure is based on snapshot surveys and is 1.43% lower than last year. However our cleanliness index, 'Keep Wales Tidy' indicator is 68.45 similar to the previous years 68.44. Additional funding has been made available for 2019/20 which may improve this. All Wales data 2017/18 is 95.80%					
CP/070 - PAM/035 - Average number of days to clear fly tipping			3.21		
3776 of 1177. This is a new indicator and 2018/19 data will be compared nationally when the national data is published at the end of July 2019.					
CP/083 - PAM/020 - Percentage of A roads in poor condition	4.07	4.52	5.22	4.00	 Red
The Council is responsible for the maintenance of a road network approximately 850 kilometres in length. The network is subject to a comprehensive range of technical surveys and/or inspections each year and the resultant information is evaluated to produce a prioritised list of schemes within available resources and this process helps to ensure that limited finances are spent to best effect. This strategy can result in both improved and declining performances across the range of Road classifications (i.e. A,B,C and Unclassified). All Wales data 2017/18 is 3.70%					
CP/084 - PAM/021 - Percentage of B roads in poor condition	2.35	2.92	3.28	2.50	 Red
The Council is responsible for the maintenance of a road network approximately 850 kilometres in length. The network is subject to a comprehensive range of technical surveys and/or inspections each year and the resultant information is evaluated to produce a prioritised list of schemes within available resources and this process helps to ensure that limited finances are spent to best effect. This strategy can result in both improved and declining performances across the range of Road classifications (i.e. A,B,C and Unclassified). All Wales data 2017/18 is 4.30%					
CP/085 - PAM/022 - Percentage of C roads in poor condition	5.36	5.32	4.90	6.00	 Green
The Council is responsible for the maintenance of a road network approximately 850 kilometres in length. The network is subject to a comprehensive range of technical surveys and/or inspections each year and the resultant information is evaluated to produce a prioritised list of schemes within available resources and this process helps to ensure that limited finances are spent to best effect. This strategy can result in both improved and declining performances across the range of Road classifications (i.e. A,B,C and Unclassified). All Wales data for 2017/18 is 14.10%					
PI/346 - WMT/010i - The percentage of local authority municipal waste prepared for re-use		0.34	0.24		
PI/347 - WMT/010ii - The percentage of local authority municipal waste: Incinerator Bottom Ash recycling rate		3.18	4.04		

PI Title	Actual 16/17	Actual 17/18	Actual 18/19	Target 18/19	Perf. RAG
PI/348 - WMT/010ii - The percentage of local authority municipal waste: Kerbside dry recycling rate		18.99	20.61		
PI/349 - WMT/010ii - The percentage of local authority municipal waste: Household Waste Recycling Centres dry recycling rate		22.96	20.61		
PI/350 - WMT/010iii - The percentage of local authority municipal waste collected as source segregated Bio-wastes and composted or treated biologically in another way		15.19	15.83		
PI/364 - THS/007 - Percentage of Adults over 60 who have a Concessionary Bus Pass	0.00	0.00	87.01		

There are 38196 over 60's living in NPT, 33234 of these are concessionary card holders, a slight increase on last year. There will be changes in 2019 owing to the bulk reissue of concessionary cards in December.